

























FIRE SAFETY IN LIVESTOCK BUILDINGS STARTS WITH YOU!

There are a number of steps farm employees can take to improve fire safety as part of their routine tasks. While not all of these items may be practical for every farm, the listed recommendations are universally endorsed by fire experts worldwide, and farms conforming to as many of these points as possible will be at much lower risk for fires.

-  NO SMOKING in or around barns, or near any flammable farm materials.
-  Don't store fuel, pesticides, or other flammable liquids in barns. Identify such materials clearly, and place them in a physically separated storage shed.
-  Situate manure piles at least 10 metres away from barns to reduce the chance of combustion.
-  Ensure hay and straw is properly dried before putting it into the barn; damp compressed grasses can be a spontaneous combustion risk. Deal with detected moisture and hayloft hotspots immediately.
-  Hay and straw are highly combustible, be aware of this, and exercise caution in its use. Ideally only a one-day supply of feed should be maintained in barns.
-  Field burning should not be carried out under any circumstances.
-  Ensure all electrical materials and appliances, circulation fans, and other equipment are in good working condition and have an approval label from a recognized certification agency authorizing them for "farm", "hazardous" or "outdoor" use.
-  Welding or open flame should never be permitted in barns. This ban includes heating, cooking and lighting appliances featuring open flames, such as propane BBQs and kerosene lamps.
-  Heating, cooking and lighting appliances should never be left unattended, should be in good working order with well-grounded cords, and should never be placed or operated near anything combustible.
-  Heat-producing light bulbs should be 60W or lower. Heat lamps should never be used in stalls, or if required for veterinary reasons, should never be left unsupervised. Wall heaters should be turned off when not in use, and have nothing combustible left on or near them.
-  Extension cords should only be used temporarily, and only for things such as veterinary equipment or heating blankets used for medical reasons. Remove extension cords after use.
-  Keep grain tightly sealed in nibble-proof containers to discourage rodent population, a common risk to electrical wiring. Watch for frayed/chewed wiring and report/replace upon discovery. Keep all wiring, permanent or temporary, out of reach of livestock.
-  Keep dust and cobwebs to a minimum.
-  Never refuel engines inside a building, or while the engine is hot or running.
-  Keep engines and electric motors free of accumulated dust and grease.
-  Farm vehicles should never be left (even temporarily) in locations where they might block access to barns or ponds by emergency response vehicles.
-  Remove obstructions to barn walkways and exits. Relocate equipment as necessary to keep aisles and doorways clear. Keep aisles swept clean of hay and bedding.
-  Remove all trash to containers outside of barns daily. Inside barns, use waste containers constructed of non-combustible material with self-closing lids.
-  Clean up weeds, twigs or other debris that might accumulate around the outside of barns.
-  For horse barns, where animal evacuation might be possible in emergencies, leave horses haltered in their stalls overnight or keep their halters and lead shanks hanging on stall doors to be immediately accessible.
-  Question and/or remove unknown, unlicensed, and unauthorized personnel from the premises.
-  Ensure you know the location of the nearest telephone, and that you can give street directions to the farm in case of emergency.
-  Ensure you know fire alarm and extinguisher locations, as well as the operation of each.
-  If your farm has an emergency response or evacuation plan, ensure you are familiar with the contents, as well as the location of the actual hardcopy document.

Finally, and hopefully obviously, it should never be considered safe to enter a burning building. Personal safety HAS to be a priority; endangered people can't help themselves or others. Employees should be trained that if caught in a fire, they should avoid exposure to smoke by staying low to the ground where the air is cleaner and never let fire get between them and their way out.

This safety poster brought to you by:



Canadian Federation
of Humane Societies
www.cfhs.ca



Ontario Horse
Racing Industry
Association