



# BITE FREE

A PROGRAM FROM THE BCSPCA

## How to Meet a Dog Safely



Draw a picture of yourself meeting a dog safely. Write in what you would say before meeting someone's dog. Add some trees, a swing set, a schoolhouse or other things in the background.




Cut out the bookmark along the dotted line



If you look stern with your eyes narrowed and your lips closed tight the dog might think you are a threat to it and be more likely to bark or growl.



**Dog Safety Tip:**  
Dogs can read people's faces. When you meet a dog, if your eyes are bright and open wide and you have a smile on your face the dog will be more friendly toward you.




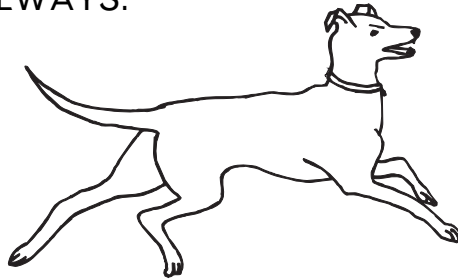
# How to Act Around a Stray Dog



Unscramble the words in the safety tips below.

1. DO NOT PET STRAY \_\_\_\_\_.  
[SOGD]
2. IF A DOG COMES TOWARD YOU STAND STILL, STAND LIKE A \_\_\_\_\_.  
[REET]
3. LET THE DOG \_\_\_\_\_ YOU.  
[FINSF]
4. DO NOT STARE AT THE DOG. DOGS DON'T \_\_\_\_\_ THIS.  
[ELIK]
5. DO NOT TURN YOUR BACK AND \_\_\_\_\_.  
[NUR]
6. IF THE DOG IS \_\_\_\_\_ OR GROWLING, SLOWLY WALK  
[NARGIBK]  
AWAY, BACKWARDS OR SIDEWAYS.  
KEEP THE DOG IN \_\_\_\_\_.

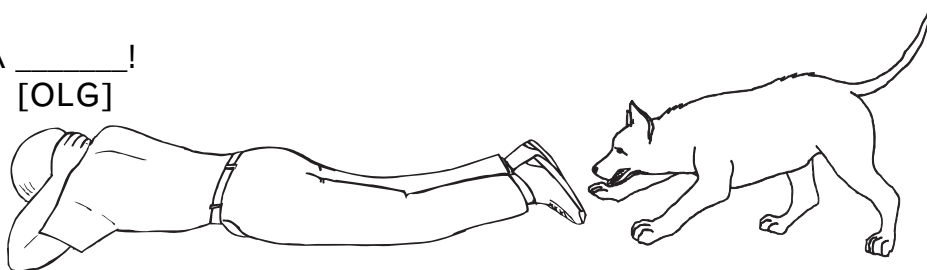
[EWIV]



7. IF THE DOG \_\_\_\_\_ OR JUMPS ON YOU, LIE FACE DOWN AND COVER THE  
[TEBIS]

BACK OF YOUR \_\_\_\_\_.  
[KECN]

8. LIE LIKE A \_\_\_\_\_!  
[OLG]



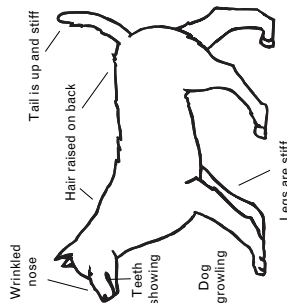
Cut out the bookmark along the dotted line



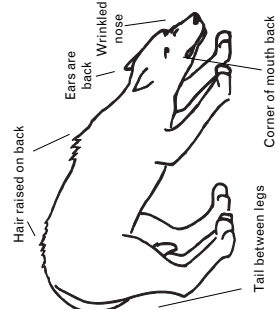
**BITE FREE**  
Bookmark

## Dog Safety Tip: Stay Away!

Look carefully at the pictures below. Dogs in these positions may bite! Aggressive biting dogs might bite if you come too close, especially if they are protecting something.



Defensive biting dogs are usually scared and bite because they are afraid. Slowly back away from these dogs without turning your back on them. Never try to pet them.



BC SPCA

322-470 Granville Street  
Vancouver, B.C. V6C 1V5  
(604) 981-3379  
www.spcabc.ca